


# Plissé Crush Re-life Topar Plus


filtersun




PC300




PC301



PC302




PC306




PC309




PC311



PC312



PC1501




PC5440



PC318



PC319



PC1100



PC3507




PC4307



PC5010



PC5522



PC5820



Autre  
Tarif 3



Intérieur



Semi occultant

**Coeff. ouverture (en %)**

0.00

**Composition**

100 % polyester Recyclé

**Soudable**

-








**Entretien**

Lavable

**Largeur de laize (mm)**

2150

Recto	Réf.	Transmission solaire	Réflexion solaire	Absorption solaire	Transmission lumière visible
	PC300	35 %	59 %	6 %	33 %
	PC301	33 %	57 %	10 %	33 %
	PC302	32 %	45 %	22 %	23 %
	PC306	29 %	53 %	17 %	27 %
	PC309	19 %	43 %	38 %	15 %
	PC311	35 %	53 %	12 %	33 %
	PC312	22 %	42 %	36 %	18 %
	PC1501	10 %	24 %	66 %	5 %
	PC5440	29 %	43 %	28 %	16 %
	PC318	21 %	42 %	37 %	2 %

Recto	Réf.	Transmission solaire	Réflexion solaire	Absorption solaire	Transmission lumière visible
	PC319	30 %	52 %	18 %	29 %
	PC1100	32 %	51 %	17 %	28 %
	PC3507	27 %	44 %	29 %	22 %
	PC4307	31 %	52 %	17 %	28 %
	PC5010	19 %	35 %	46 %	13 %
	PC5522	21 %	35 %	44 %	10 %
	PC5820	24 %	40 %	36 %	17 %