


Duette Elan 32 mm


filtersun



DUL0000



DUL0987




DUL1858



DUL4319



DUL4720



DUL7135



SUPPRIME

DUL14010




DUL20161



DUL24935



DUL20633



SUPPRIME

DUL34532



Autre
Tarif C



Intérieur



Semi occultant

Coeff. ouverture (en %)

0.00

Composition

100 % Polyester

Soudable











-


Entretien

Lavable

Largeur de laize (mm)

3600

Recto	Réf.	Transmission solaire	Réflexion solaire	Absorption solaire	Transmission lumière visible
	DUL0000	5 %	51 %	44 %	1 %
	DUL0987	5 %	52 %	43 %	1 %
	DUL1858	4 %	49 %	47 %	1 %
	DUL4319	2 %	46 %	52 %	1 %
	DUL4720	3 %	44 %	53 %	1 %
	DUL7135	5 %	48 %	47 %	2 %
	DUL14010	5 %	51 %	44 %	1 %
	DUL20161	5 %	51 %	44 %	1 %
	DUL24935	2 %	49 %	49 %	1 %
	DUL20633	4 %	50 %	46 %	1 %

Recto	Réf.	Transmission solaire	Réflexion solaire	Absorption solaire	Transmission lumière visible
	DUL34532	5 %	49 %	46 %	1 %